



# PORTAFORTUNA


<http://www.climbinbaska.com/portafortuna>

 A popular crag of gray and yellow, sharp, water eroded limestone. It hosts number of easy and moderate routes, plus some more demanding ones and still has potential for new harder lines. In general routes are quite long, some more than 30 meters, except in sector A where those are more intense and short, but still nice. Type of climbing varies from slab to wall climbing, with some overhangs, demanding good technique and strong fingers with stamina for harder climbs. Routes are equipped very good, mainly with INOX expansion bolts, hangers and belays. Bolts in easier routes are in most cases quite close spaced, in order to allow care-free climbing, also to the beginners. It is essential though, that everybody knows the procedure of preparing a safe lower-off well (!) also when the belay has no karabiner, but a ring or a mailon! We suggest that you always wear a climbing helmet! Take special care when you see sheep above the crag! They can throw stones. This crag is not very suitable for small children!

**CLIMBING SEASON:** From March to November. The crag gets early afternoon shade (sek B & C first) and is not too hot even during high summer. On winter, though, it gets too cold to climb quite often.

 Popularne litice sivog i žutog, oštrog, vodom erodiranog vapnenca, koje nude mnogo lakših i srednje teških smjerova, a još ima monogo mogućnosti za nove teže linije. Uglavnom smjerovi su dugi, čak i preko 30 metara, sa iznimkom sektora A, gdje su smjerovi kraći i intenzivniji ali još uvijek ljepi. Stil penjanja varira od položenih ploča do strmih stijena, sa nekim previsnim djelom, tražeći dobru tehniku penjanja i snagu prstiju te izdržljivost u težim linijama. Smjerovi su opremljeni vrlo dobro, uglavnom s INOX ekspanzijskim klinovima, pločicama i vrhovima. Klinovi u lakšim smjerovima su u većini slučajeva namješteni blizu jedan drugome, kako bi se omogućilo sigurno penjanje i za početnike. **Bitno je ipak**, da svatko dobro poznaje postupak pripreme spusta sa vrha smjera (prevezivanje) kada na vrhu nema karabina, nego samo rinka! **Preporučamo**, da uvijek nosite kacigu! Posebno budite oprezni kada vidite ovce iznad stijene. One mogu pružiti kamenje. Ovo penjalište nije primjerno za malu djecu!

**SEZONA PENJANJA:** Od Marta do Novembra. Penjalište je u sjeni rano popodne (sek B & C prvo) i nije prevruće ni za visoko ljeto. Za vreme zime brzo može biti prehladno.

 Popularno plezalište s sivim in rumenim, ostrim, od vode razjedenim apnencom. V njem najdete veliko lahkih in srednje težkih smeri, medtem, ko je tudi za težje linije še nekaj prostora. V glavnem so smeri dolge, tudi preko 30 metrov, razen v sektorju A, kjer so kratke in intenzivne, a še vedno lepe. Med vrstami plezanja prevladuje premagovanje položnih in navpičnih plošč ter občasno kakšnega previsa, prav pa pride dobra tehnika ter moč in vzdržljivost prstov za težje linije. Smeri so opremljene zelo dobro, v glavnem z INOX ekspanzijskimi klini, ploščicami in vrhovi. V lažjih smereh je razmak med klini relativno majhen, kar omogoča brezskrbno plezanje tudi manj izkušenim in začetnikom. **Vseeno je potrebno** dobro poznati sistem prevezovanja na vrhu smeri, saj nekateri vrhovi nimajo vponke, pač pa le rinko! **Priporočamo**, da vedno nosite čelado! Še posebej pozorni bodite, kadar nad steno vidite ovce, ki znajo prožiti kamenje. Plezališče ni primerno za majhne otroke!

**SEZONA PLEZANJA:** Od Marca do Novembra. Plezališče je v senci zgodaj popoldan (sek B in C najprej) in ni prevroče niti sredi poletja. Pozimi je velikokrat prehladno za plezanje.



## PORTAFORTUNA FACTS

**ORIENTATION:** North-East

**MAX HEIGHT:** 40m

**ROCK:** limestone

**TYPE:** Slabs, steep walls

**IDEAL ROPE:** 60-70 m

**EQUIPMENT:** INOX bolts, hangers & belays.

**APPROACH:** 20 minutes on foot


**SEASON:** March -> November

**CHILDREN:** **Not suitable for small children!**

**SUGGESTED!**




## ACCESS

 Follow the road Baska - Punat or vice versa and park your car below Treskavac pass (10km from Baska), on a parking place opposite to the only building there. You will already see the crag at the slopes on your SW side. Walk 100 meters towards Punat, over a bridge, and find a maintained water spring on your left. Start hiking uphill just above the pipe, following the footpath. Soon pass the first fence door, keep right and follow the obvious path in a direction of a crag, until you reach another fence doors to pass and than the bottom of a scree. Enter the woods on it's left, still following the path until it will turn directly uphill and bring you under sector C (20 minutes).


**Please, always keep all fence door closed behind you and keep your dogs on leashes! Thanks!**

## PRISTUP

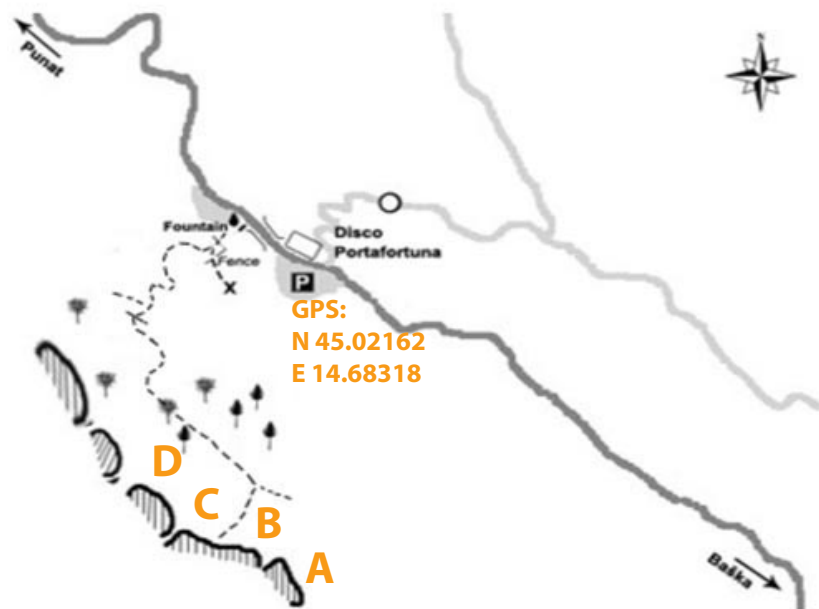

 Pratite cestu Baška – Punat, ili iz suprotnog pravca, i parkirajte auto ispod prelaza Treskavac (10 km od Baške), na parkingu preko puta stare plave zgrade, nekadašnjeg disco kluba Portafortuna. Ovdje već možete vidjeti penjalište na padini s vaše JZ strane. Hodajte 100 m cestom u smjeru Punta, preko mosta, do uredenog izvora vode (slavine) s lijeva. Započnite uspon odmah iznad slavine, prateći stazu koja će vas nakon 20 m dovesti do vrata za ovce (zatoke). Prođite te ovdje nastavite desno i dalje prateći stazu u smjeru litica, kroz još jedna vrata za ovce, dok ne dođete do sipara. Nastavite lijevo kroz šumu i dalje najočitijom stazom dok vas ne skrene izravno uzbrdo i dovede pod sektor C (20 minuta).

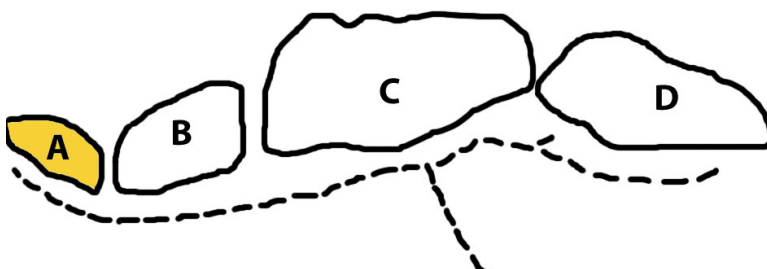

**Molimo, zatvarajte za sobom sva vrata (zatoke) zbog ovaca i držite vaše pse na uzici! Hvala!**

## DOSTOP

 Sledite cesti Baška - Punat in parkirajte pod prelazom Treskavac (10 km od Baške), nasproti stare modre stavbe (nekoč diskoteka Portafortuna). Od tu, na pobočjih JZ od vas, že lahko vidite plezališče. Hodite po cesti proti Punatu 100 metrov, preko mostu, do urejenega vodnega izvira na vaši levi. Tu zavijte v breg in nad izvirom sledite stezi, ki vas bo kmalu pripeljala do prvih vrat v ogradi. Čez nekaj metrov se držite desne in nadaljujte po dobro uhojeni poti. Višje boste naleteli na še ena vrata v ogradi, skozi katera gre pot, nato pa zavijte levo in se vzpnite na rob melišča pod stenami. Po stezi nadaljujte skozi redke gozd proti levi, dokler se ta ne obrne naravnost proti stenam in vas pripelje pod sektor C (20 minut).

**Prosimo, da za seboj vrata vedno pustite zaprta in da imate pse ves čas na vrvi! Hvala!**





## Sector A

Update: 23.10.2010

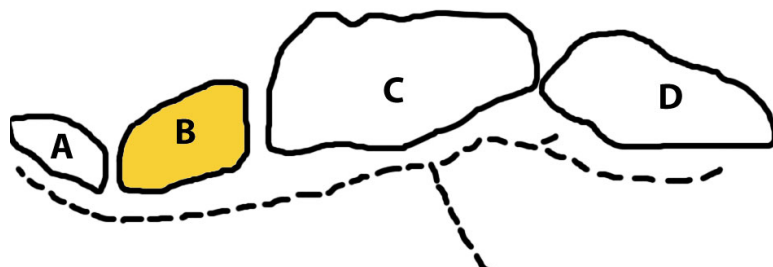

Sector of short and steep routes at the far left side of the crag. Strong fingers and good footwork would be useful for the hardest lines here. Wall is facing east and will receive more sun than others in Portafortuna area. Rock is very sharp in places.



- 1 **PSYCHASTENIA** ..... **6c, 13m**  
Short and sharp wall. .... Opened by Trpimir Jakovina, 2009
- 2 **PETIT BEURE** ..... **5c/6a, 13m**  
Crack with a harder move. .... Opened by Tomaž Košir, 2008
- 3 **GIANT STAIRS** ..... **5b, 15m**  
As the name suggests. You climb over a big stairs. .... Opened by Tomaž Košir, 2008
- 4 **ZWergenleiter** ..... **5b, 15m !!!**  
WARNING! Fragile rock above 2. bolt and 3. bolt is quite far! .... Opened by Daniel Faber, 2009
- 5 **TRBUUH** ..... **6b+, 13m**  
Hard overhang, sharp holds. .... Bolted by Tomaž Košir & climbed by Dalibor Fak, 2008
- 6 **BODULSKA** ..... **5a, 12m**  
Easy diagonal crack. Requires some footwork. .... Opened by Tomaž Košir, 2008
- 7 **AJKULICA** ..... **7b, 12m**  
Very hard vertical wall on minimal crimps. .... Bolted by Tomaž Košir, 2008 & climbed by Dalibor Fak, 2009
- 8 **GLOBAL WARMING** ..... **6b, 15m**  
Bouldering start. Climbing 1m left of the first bolt is easier (6a) .... Opened by Tomaž Košir, 2008
- 9 **KYOTO PROCOL** ..... **6b+(6c+\*), 15m**  
Hard wall. (\*6c+ if climbing directly over the bolts) .... Bolted by Tomaž Košir, 2008 & climbed by Damjan Vrenčur, 2009



**OPREZ!** Penjanje može biti opasno! Nitko ne može jamčiti za vašu sigurnost osim vas, zato uvijek penjete na vlastiti rizik!  
**POZOR!** Plezanje je lahko nevarno! Nihče, razen vas samih, ne more jamčiti za vašo varnost, zato vedno plezate na lastno odgovornost!  
**BEWARE!** Climbing can be dangerous! Nobody can guarantee for your safety but you, therefore only climb at your own risk!



**Climb On!**  
intensive skin repair

## Sector B

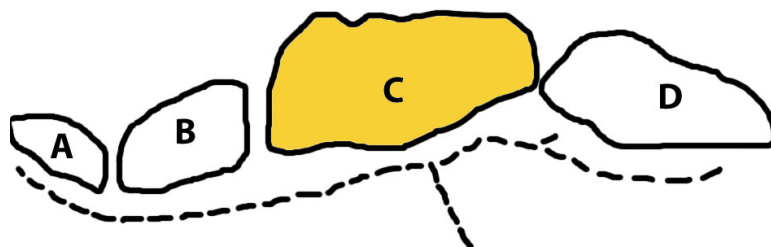

Update: 23.10.2010

Small sector with only few routes so far, but also with limited options for more. Rock here is much smoother than in other sectors of Portafortuna. This part of the crag hardly receives any sun, what can be quite a blessing during summer months and is also the most sheltered from the cold Bora wind ...

- 1 **US BUSHMAN** ..... **5c, 24m**  
Easy wall with short overhang in the middle. We were not impressed by an ex US president ;-)  
Opened by Tomaž Košir, 2008
- 2 **WINGS FOR LIFE** ..... **5c, 27m**  
Technical wall with an interesting overhang in the middle. .... Opened by Tomaž Košir, 2008  
Please check [www.wingsforlife.com](http://www.wingsforlife.com) and support the fundation!
- 3 **GIPSY LIFE** ..... **6a+, 20m**  
Demanding slab on smooth rock. .... Bolted by Tomaž Košir & climbed by I. Markanjević, 2008
- 4 **FAK 4 LIFE** ..... **6b, 20m**  
Demanding slab on a smooth rock. .... Bolted by Tomaž Košir & climbed by Dalibor Fak, 2008



**OPREZ!** Penjanje može biti opasno! Nitko ne može jamčiti za vašu sigurnost osim vas, zato uvijek penjete na vlastiti rizik!  
**POZOR!** Plezanje je lahko nevarno! Nihče, razen vas samih, ne more jamčiti za vašo varnost, zato vedno plezate na lastno odgovornost!  
**BEWARE!** Climbing can be dangerous! Nobody can guarantee for your safety but you, therefore only climb at your own risk!



- 1 IVA PIVA ..... L1 6c, L2 6a, 40m**  
The longest route in this crag that follows a crack, no difference in grade if climbed as one pitch ..... Bolted by Tomaž Košir, 2009 & climbed by Trpimir Jakovina, 2010
- 2 PIKA POKA ..... 6b+, 28m**  
Start by Iva Piva and before reaching the end of L1, turn to the right. .... Bolted by Betka Galičič & climbed by Franci Balon, 2010
- 3 FIRE WALKER ..... 6c+, 28m**  
..... Bolted & climbed by Betka Galičič, 2010
- 4 OUTSIDER ..... 7a+, 28m**  
Nice route with some longer moves ..... Bolted by Betka Galičič & climbed by Marko Lukič, 2010
- 5 MISS BAŠKE ..... 7a+, 28m**  
Hard move at the first half, stamina needed for the second ..... Bolted by Betka Galičič & climbed by Marko Lukič, 2010

## Sector C

Update: 23.10.2010

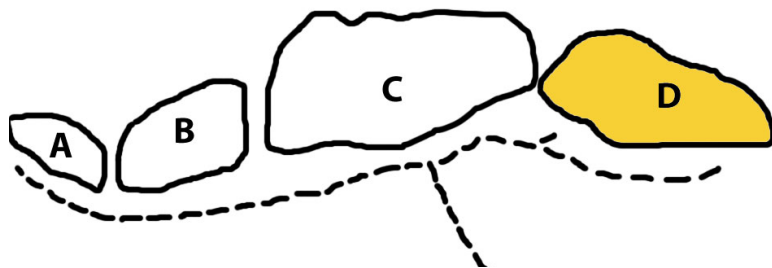

First routes in this sector were bolted back in 1997. Rock varies from yellowish, slightly crumbly limestone on the left, to the perfect water eroded rock, full of pockmarks, on the right. Here you can find some of the most beautiful and long lines of Portafortuna.

- 6 JOKE ABOUT SUMMER ..... 6c, 30m**  
Steep yellowish wall with holes ..... Bolted & climbed by Betka Galičic, 2009
- 7 CLOSED PROJECT ..... P, 30m**  
..... Bolted by Betka Galičic, 2010
- 8 TRLICA ..... 7b+, 30m**  
Exit by the top of the route No.7..... Bolted by Betka Galičic & climbed by Damjan Gruden, 2010
- 8a TRLICA IN SINICA ..... 7b, 30m**  
Direct exit ..... Bolted by Betka Galičic & climbed by Damjan Gruden, 2010
- 9 KNJIGA O BAMBUSU ..... 7b+, 30m**  
..... Bolted by Betka Galičic & climbed by Damjan Gruden, 2010
- 10 HAMSTERDAM ..... 7c, 30m**  
Very hard wall ..... Bolted & climbed by Marko Lukič, 2004
- 11 COJOJNES ..... 7b+, 30m**  
Old route that can pump a lot. Spaced bolts ..... Bolted by Tomaž Košir 1997 & climbed by Marko Lukič
- 12 DAR MAR ..... 7b, 30m**  
A link between Cojones and Zig Zag ..... Bolted by Betka Galičič & climbed by Damjan Gruden, 2010
- 13 ZAG ..... 7a+, 30m**  
Direct line that is obviously heavier that way around ..... Bolted & climbed by Marko Lukič
- 13a ZIG ZAG ..... 6c/c+, 30m**  
Avoid the crux by the deviation on the right ..... Bolted & climbed by Marko Lukič
- 14 FOREVER YOUNG ..... 6a, 33m**  
The most obvious deidre of the crag ..... Opened by Betka Galičič, 2009
- 15 FLOWER POWER ..... 6c+, 33m**  
Long wall of pockmarks ..... Bolted by Betka Galičič & climbed by Matjaž Žagar, 2009
- 16 PUSTOLOVEC RAJD ..... 6c, 28m**  
Pockmarked wall with crux high up ..... Bolted by Tomaž Košir & climbed by Luka Grebenc, 1997
- 17 METULJI SO SREČNI ..... 5c, 28m**  
Nice crack with good holds, demanding some technique..... Opened by Tomaž Košir, 1997
- 18 EIERBAR ..... 5c, 26m**  
Inetersting wallclimb that gets hareder higher up ..... Opened by T. Eberl and M. Aubauer.
- 19 PRAVLJICA ..... 5b, 25m**  
Slab that gets steep at the top. Excelent limestone! ..... Opened by Tomaž Košir, 1997
- 20 SIMPEL PLATKA ..... 4c, 25m**  
Easy slab that demands some technique at the top. .... Opened by Tomaž Košir, 1997
- 21 NEEDLES AND PINS ..... 6a+, 25m !!!**  
Great overhanged climb with good holds and nice moving. Please beware of a big block that is jammed at the crack and could not be removed! ..... Opened by Tomaž Košir, 2008

**OPREZ! Penjanje može biti opasno! Nitko ne može jamčiti za vašu sigurnost osim vas, zato uvijek penjete na vlastiti rizik!**

**POZOR! Plezanje je lahko nevarno! Nihče, razen vas samih, ne more jamčiti za vašo varnost, zato vedno plezate na lastno odgovornost!**

**BEWARE! Climbing can be dangerous! Nobody can guarantee for your safety but you, therefore only climb at your own risk!**



## Sector D

Update: 23.10.2010

Among recreational climbers the most popular sector of the crag. Equipped beginners friendly, with close spaced bolts and very nice routes on a pockmarked slab.

Please be sure that you know well how to prepare safe lower-off at the top of the route, when there is no karabiner! Also be sure how to arrange safe top-rope settings when needed for your friends! Some routes have karabiners attached to the belays, but those are without a gatelock! Do not use just those to attach a top-rope for beginners or children! Better attach your screwgate karabiner to the belay and pick it up at the end of a session! Check the hints about all this at our webpage <http://www.climbinbaska.com/important-tips-tricks>.

- 1 **BOTANIST** ..... **5a, 25m**  
..... Opened by Thomas and Sandra Jekel, 2010
- 2 **VULTURE** ..... **5a, 25m**  
..... Opened by Thomas and Sandra Jekel, 2010
- 3 **MOJA PRVA** ..... **4a, 27m**  
Easy slab with pockmarks and some flakes ..... Bolted by Tomaž Košir and climbed by Daša Novak, 2008
- 4 **MARATONČEK** ..... **4b, 27m**  
Easy slab with pockmarks ..... Bolted by Tomaž Košir, 1997
- 5 **BAŠČANSKA DIREKT** ..... **4a, 30m**  
Easy slab with pockmarks ..... Bolted by Tomaž Košir, 2008
- 6 **BAŠČANSKA PLOČA**..... **4c, 30m**  
Easy slab with some interesting parts ..... Opened by Krešimir Klasan & Dubravko Balaško, 2001
- 7 **JUGO NIJE ZA DUGO** ..... **4c, 24m**  
Interesting wall ..... Bolted by Tomaž Košir, 2008
- 8 **PEOPLE IN MOTION** ..... **5c, 20m**  
One technical move ..... Bolted by Tomaž Košir, 2008
- 9 **PIRUN** ..... **5b, 15m**  
..... Opened by Thomas and Sandra Jekel, 2010
- 10 **BATOMALJAC** ..... **5a, 15m**  
Vertical start and easy slab with pockmarks ..... Bolted by Tomaž Košir & climbed by Žarko Seršič, 2008
- 11 **8848** ..... **5b, 18m**  
Nice vertical wall with harder start and easy top ..... Bolted by Tomaž Košir, 2008
- 12 **KRATKA SLATKA** ..... **5b, 14m**  
Short vertical wall ..... Bolted by Tomaž Košir, 2009
- 13 **DOUBLE** ..... **5c, 15m**  
Short vertical wall with interesting start ..... Bolted by Tomaž Košir, 2009
- 14 **TROUBLE** ..... **5b, 15m**  
Short vertical wall with interesting start ..... Bolted by Tomaž Košir, 2009
- 15 **OLUJNA BURA** ..... **5b, 20m**  
Vertical technical wall ..... Bolted by Tomaž Košir, 2009
- 16 **PIRANHA** ..... **5b, 20m**  
Vertical and sharp technical wall ..... Opened by Thomas and Sandra Jekel, 2010

**OPREZ!** Penjanje može biti opasno! Nitko ne može jamčiti za vašu sigurnost osim vas, zato uvijek penjete na vlastiti rizik!  
**POZOR!** Plezanje je lahko nevarno! Nihče, razen vas samih, ne more jamčiti za vašo varnost, zato vedno plezate na lastno odgovornost!  
**BEWARE!** Climbing can be dangerous! Nobody can guarantee for your safety but you, therefore only climb at your own risk!